



**SUZUKI**

**Suzuki Bramley**

**011 887 5422**

**info@suzukibramley.co.za**

**www.suzukibramley.co.za**



**GRAND  
VITARA**



**Way of Life!**



The Suzuki Grand Vitara was born from a single idea; whatever you love doing in your life, you should be able to just do it. In our busy lives, it's so easy to lose track of what's really important, like taking your love of life out onto the open road.

The new, third-generation Grand Vitara is a pure sport utility vehicle (SUV) born and bred to free the spirit and open paths where none existed before. Under the product concept of "off-road athlete", the Grand Vitara was rigorously engineered to excel in a wide range of demanding situations.

The goal was straightforward: Improve on the existing all-road mastery, efficient performance, practical urbanity, and the ease of use that has made the Grand Vitara such a worldwide success.

The DNA for success stems from Suzuki's heritage of sporty 4x4 vehicles with real off-road capabilities while advanced automotive engineering provided the breeding.



**Design and equipment levels anticipate new expectations. The all-new Grand Vitara is not for people afraid to live beyond conventions: It's for people who know the real journey begins where the road ends.**



Take **life**  
for a longer **drive.**



From thought to action, with instant response. Smooth in the city, exhilarating on the highway, and liberating over rough country. What are you waiting for?

**The Journey begins  
where the road ends.**

# Genuine off-road ability means there are no limits.

The Grand Vitara has the look of an athletic champion: A muscular, well-proportioned body born strictly for purpose. A short front overhang and large-diameter tyres project sporty aggression, while flared fenders and wide treads contribute to a look of sure stability.

The Grand Vitara takes Suzuki's true 4x4 heritage and plants it firmly in today's world. Every model in the range has inherited Suzuki's pedigree of producing sporty vehicles with real off-road capabilities underpinned by the advanced automotive engineering developed from Suzuki's hard won achievements in racing and rallying. If you're an avid off-road adventurer or an urban go-getter, the journey starts here. Grand Vitara's already impressive off-road capabilities are even further enhanced by the benefit of Electronic Traction Control for confident grip in all situations.





# Excitement doesn't end with the road.

On the beaten track or off it. A daily commute or a Sunday drive. The Grand Vitara, with its full-time 4WD system makes easy going of any drive. Embracing Suzuki's next generation 'go anywhere' design which is both rugged and compact, the Grand Vitara positively strives for adventure.

Unlike the 'soft roaders' so common today, the Suzuki Grand Vitara's true 4x4 heritage, with low range selection, means it has the muscle to tackle rugged terrain and the agility to tame the concrete jungle. With all new 2.4 and 3.2 V6 VVT engines, the power and economy are there for you to explore. So where do you want to go today?

# Inspiring all-road confidence.

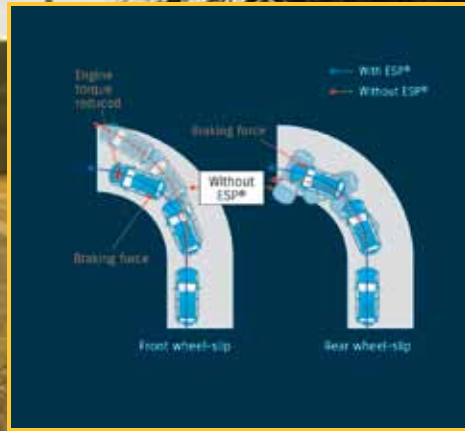
Preventative safety features begin with ESP®\* (Electronic Stability Program).

ESP®\* supplements the Grand Vitara's directional stability with three major functions: Anti-lock Braking System (ABS) with Electronic Brake-force Distribution (EBD), traction control, and stability control. The stability control function reduces yaw by braking the appropriate wheel in the event of over-steer or under-steer. The engine output may be governed if there is pronounced under-steer.

In the unlikely event of a collision, the body structure helps direct impact energy away from the highly reinforced cabin. Pedals are designed to minimise protrusion into the foot well, and a head-impact protection structure is standard in all models.

Other standard safety features include: Dual front airbag system and three-point seatbelts with pre-tensioners and force-limiters, side and curtain airbags, three-point ELR (Emergency Locking Retractor) rear seatbelts, ISO-FIX compliant child seat anchors, and a high-mount stop lamp.

Pedestrian-protection measures include an energy-absorbing front structure.



Great for impressing crowds.  
Even better at escaping them.



Ultra rigid, yet light weight  
ladder frame structure.



\*ESP is a registered trademark.



**Power & Prestige,  
■ combined.**

Stepping inside, you are immediately immersed in a world that is pure Suzuki. Artful touches of silver rise up from a predominantly black interior while daring designs blend with classic forms. Contoured surfaces and rounded edges are not only pleasing to the eye and touch, but also reduce the risk of minor injury when off-roading. The 3.2 V6's luxurious leather interior exudes comfort.

The spirited Grand Vitara has an appetite for endless fun. On the open road, the lively engine positively purrs with delight. The permanent 4WD system, climate control air conditioning and MP3 compatible, six-disc CD player with speed sensitive volume control all add up to an enjoyable drive. Activate the keyless start and it more than delivers on the promise of power. For added convenience, all models are now equipped with cruise control. The potent new range of engines produces outstanding performance: 122kW / 225Nm for the 2.4i or 165kW / 284Nm for the 3.2 V6.

**Extra features on 3.2 V6 model include sporty 18" alloy wheels, sunroof, heated leather seats, automatic HID headlamps and hill ascent/descent control.**



The integrated information display puts everything from fuel consumption to 4x4 operation at your fingertips.



**Liberate your inner-self,  
go in search of adventure.**

## **Power play**

Whatever your job, whatever your location, with the Grand Vitara there is no such thing as tied down. With exceptional 4x4 capabilities, the great outdoors is more than just a backdrop.

Let others admire the view while you get into it. 4x4 is all about traction and the Grand Vitara has vast amounts of it. In 4H mode it runs like a normal car with added traction.

Need to plough deep mud or soft sand? Select 4H lock for outstanding traction. To really test it over the roughest terrain imaginable, select 4L lock, which gives you the maximum control and power.





# Spaces Adaptability



60:40-split rear seats can be separately reclined for individual passenger comfort, or tumbled forward for more space as lifestyle needs demand. The centrally located floor console provides convenient storage for maps and other essentials, and features a sliding lid/armrest for comfort. On all 3.2 V6 models the sunroof enhances cabin spaciousness, while allowing all occupants to better experience and appreciate the environment they're cruising through.



## SPECIFICATIONS

### ENGINE

		2.4i MT	2.4i AT	3.2i V6 AT
Type		J24B with VVT*	J24B with VVT*	N32A with VVT*
Number of cylinders		4	4	6
Number of valves		16	16	24
Valve gear		DOHC	DOHC	DOHC
Displacement	cc	2,393	2,393	3,195
Bore x stroke	mm	92.0 x 90.0	92.0 x 90.0	89.0 x 85.6
Compression ratio		10	10	10
Maximum power	kW @ r/min	122@6,000	122@6,000	165@6,200
Maximum torque	Nm @ r/min	225@4,000	225@4,000	284@3,500
Fuel distribution		Multipoint injection	Multipoint injection	Multipoint injection

\*Variable Valve Timing

### TRANSMISSION

		2.4i MT	2.4i AT	3.2i V6 AT
Gear ratio	1st	4.545	2.826	3.520
	2nd	2.354	1.493	2.043
	3rd	1.693	1.000	1.401
	4th	1.241	0.688	1.000
	5th	1.000	-	0.717
	Reverse	4.431	2.703	3.224
	Final gear ratio	3.727	5.125	3.583
Transfer gear ratio	High	1.000	1.000	1.000
	Low	1.970	1.970	1.970

### DIMENSIONS AND CAPACITIES

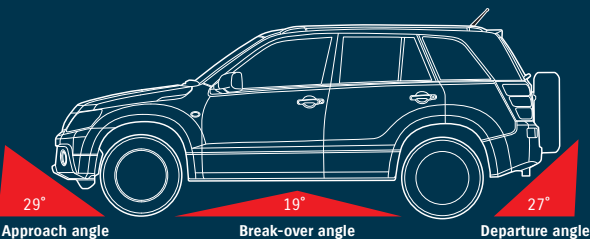
		2.4i MT	2.4i AT	3.2i V6 AT	
Overall length (bumper to bumper)	mm	4,300	4,300	4,300	
Overall length (bumper to spare wheel)	mm	4,500	4,500	4,500	
Overall width	mm	1,810	1,810	1,810	
Overall height	mm	1,695	1,695	1,695	
Wheelbase	mm	2,640	2,640	2,640	
	Track				
	Front mm	1,540	1,540	1,540	
	Rear mm	1,570	1,570	1,570	
Ground clearance	mm	200	200	200	
Turning circle (radius)	m	5.5	5.5	5.5	
Seating capacity	persons	5	5	5	
Luggage capacity (VDA method)					
	Rear seatback folded	ℓ	758	758	758
	Rear seatback raised	ℓ	398	398	398
Gross vehicle mass (GVM)	kg	2,100	2,100	2,170	
Towing capacity	kg	1,850	1,700	2,000	
Curb weight	kg	1,615	1,630	1,713	
Fuel type		Unleaded	Unleaded	Unleaded	
Tank capacity	ℓ	66	66	66	

### CHASSIS

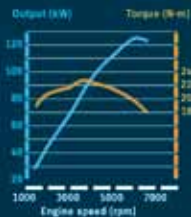
		2.4i MT	2.4i AT	3.2i V6 AT
Steering		Rack and pinion	Rack and pinion	Rack and pinion
Brakes	Front	Ventilated discs	Ventilated discs	Ventilated discs
	Rear	Ventilated discs	Ventilated discs	Ventilated discs
Suspension	Front	MacPherson strut	MacPherson strut	MacPherson strut
	Rear	Multi link	Multi link	Multi link
Tyres		225/65R17	225/65R17	225/60R18
Spare wheel		Full size with cover	Full size with cover	Full size with cover

### COMFORT AND CONVENIENCE

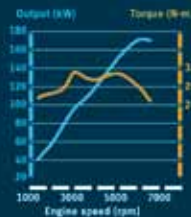
	2.4i MT	2.4i AT	3.2i V6 AT
Power steering	⊗	⊗	⊗
Tilt steering	⊗	⊗	⊗
Electric windows (front and rear)	⊗	⊗	⊗
Remote control selective door locking with hazard lamp answer-back function	⊗	⊗	⊗
Lock/Unlock button on door handles	⊗	⊗	⊗
Smartpass™ Keyless entry and start system	⊗	⊗	⊗
Climate control with electronic display and pollen filter	⊗	⊗	⊗
AM/FM radio with six-disc MP3 CD player	⊗	⊗	⊗
Steering wheel audio controls	⊗	⊗	⊗
Seven speakers	⊗	⊗	⊗
Cruise control	⊗	⊗	⊗
Automatic headlamp adjustment	-	-	⊗



### 2.4i



### 3.2i



<b>SPECIFICATIONS</b>	<b>2.4i MT</b>	<b>2.4i AT</b>	<b>3.2i V6 AT</b>
<b>INSTRUMENT PANEL</b>			
Speedometer	⌘	⌘	⌘
Integrated information display	⌘	⌘	⌘
- Fuel consumption	⌘	⌘	⌘
- Driving range	⌘	⌘	⌘
- Average speed	⌘	⌘	⌘
- Outside temperature gauge	⌘	⌘	⌘
- 4WD operation instruction	⌘	⌘	⌘
Digital clock	⌘	⌘	⌘
Low fuel warning	⌘	⌘	⌘
Light off / key reminder	⌘	⌘	⌘
Driver's seatbelt warning lamp	⌘	⌘	⌘
Leather steering wheel	⌘	⌘	⌘
<b>INTERIOR</b>			
Cabin light (three position)	⌘	⌘	⌘
Front map lights	⌘	⌘	⌘
Luggage area light (two position)	⌘	⌘	⌘
Cup holders (front: two, rear: one)	⌘	⌘	⌘
Front in-door bottle holders	⌘	⌘	⌘
Driver and passenger sun visor with ticket holder and vanity mirror	⌘	⌘	⌘
Seat material and door trim	Black cloth	Black cloth	Leather
Driver's seat height adjustment	⌘	⌘	⌘
60:40 split reclining rear seats	⌘	⌘	⌘
Tumble and fold flat rear seats	⌘	⌘	⌘
Rear head restraints	3	3	3
Assist grips	4	4	4
Front and rear armrests	⌘	⌘	⌘
Front door trim pockets	⌘	⌘	⌘
Seatback pockets (driver and passenger)	⌘	⌘	⌘
12V cigarette lighter and power socket	⌘	⌘	⌘
Removable ashtray	⌘	⌘	⌘
Brushed aluminium finish on centre console sides	⌘	⌘	⌘
Black wood grain trim	-	-	⌘
Remote fuel lid opener	⌘	⌘	⌘
<b>LUGGAGE AREA</b>			
Luggage shelf	⌘	⌘	⌘
Underfloor compartment	⌘	⌘	⌘
Storage pockets	⌘	⌘	⌘
Convenience hooks	⌘	⌘	⌘
12V accessory socket	⌘	⌘	⌘
<b>EXTERIOR</b>			
High Intensity Discharge (HID) headlights	-	-	⌘
Roof rails	⌘	⌘	⌘
Body coloured side mirrors	⌘	⌘	⌘
Heated side mirrors	-	-	⌘
Body coloured door handles	⌘	⌘	⌘
Two-speed and variable intermittent wipers	⌘	⌘	⌘
Rear window intermittent wiper and washer	⌘	⌘	⌘
Rear window demister	⌘	⌘	⌘
UV tint glass	⌘	⌘	⌘
Black coloured B pillar garnish	⌘	⌘	⌘
Tyres and wheels (225/65R17)	Alloy	Alloy	-
Tyres and wheels (225/60R18)	-	-	Alloy
Colour coded spare wheel cover	⌘	⌘	⌘
<b>SAFETY AND SECURITY</b>			
Hill ascent / descent control	-	-	⌘
SRS dual front airbags	⌘	⌘	⌘
SRS side airbags (incorporated into front seats)	⌘	⌘	⌘
SRS front and rear curtain airbags	⌘	⌘	⌘
Anti-lock Brake System (ABS)	⌘	⌘	⌘
Electronic Brake-force Distribution (EBD)	⌘	⌘	⌘
Brake Assist (BA)	⌘	⌘	⌘
Foot protection brake and clutch pedal design	⌘	⌘	⌘
Height adjustable front seatbelts (three-point and pre-tensioners and force limiters)	⌘	⌘	⌘
Rear seatbelts (3 x three-point and pre-tensioners)	⌘	⌘	⌘
High mount stop lamp	⌘	⌘	⌘
ISO-FIX child seat anchorages	⌘	⌘	⌘
Child-proof rear door locks	⌘	⌘	⌘
Immobiliser with transponder key	⌘	⌘	⌘
Security alarm	⌘	⌘	⌘
<b>SUZUKI COMPLETE</b>			
3yr / 100 000 km manufacturer's warranty	⌘	⌘	⌘
3yr / unlimited km AA roadside assistance	⌘	⌘	⌘
6yr / unlimited km perforation warranty	⌘	⌘	⌘
6yr / 90 000km service plan	⌘	⌘	⌘
Service intervals	15 000km	15 000km	15 000km



Quasar Grey Metallic




Silky Silver Metallic



Pearl White



Clear Beige Metallic



2.4i Cloth Interior



3.2i Leather Interior



Superior White



Nocturne Blue Pearl



Bluish-Black Pearl



2.4i 17" alloy wheels



3.2i 18" alloy wheels

# Colour options

**SUZUKI**  
**COMPLETE**

**Suzuki understands that purchasing a new vehicle is a substantial investment. Our unwavering commitment to customer satisfaction is represented in our Suzuki Complete programme, which includes every aspect of post sales support, comprising the warranty, service plan and roadside assistance as standard.**

## Warranty

All Suzuki models are covered by a comprehensive manufacturer's warranty against any defects for a period of 3yrs or 100 000 km.

## Service Plan

The Grand Vitara benefits from a 6yr / 90 000 km service plan. This plan includes the replacement of oil, the oil filter, fuel filter, brake fluid, air filter and accessory belts, but excludes tyres, brakes and other wear-and-tear items.

## Roadside Assistance

In addition, every new car sold incorporates a 3yr roadside assistance plan, administered and operated by the Automobile Association of SA.

Amongst its many features, this comprehensive package incorporates around-the-clock AA road patrols, battery and locksmith call-out services, mechanical and electrical, break-down towing (accident towing is optional), emergency medical rescue and vehicle repatriation.

a world of  
**Suzuki**  
mobility



Way of Life!



Excitement **Sporty**  
Straightforward **Value**

[www.SuzukiAuto.co.za](http://www.SuzukiAuto.co.za)

All care is taken to ensure the accuracy of this brochure at the time of print approval. Specifications, features, prices and model availability may vary from those specified and may change without notice. Always consult your authorised Suzuki Dealer or refer to [www.SuzukiAuto.co.za](http://www.SuzukiAuto.co.za) for the latest details on all models. SUZUKI AUTO South Africa (PTY) Ltd will not be held liable for any loss as a result of reliance on the content of this brochure, whether in negligence or otherwise. Vehicle are shown for illustrative purpose only and may not depict exact specifications.

Published March 2010.

**Part number**  
**9900L-78K02-CAT-GRAND VITARA**



**Suzuki Bramley**  
**011 887 5422**  
**[info@suzukibramley.co.za](mailto:info@suzukibramley.co.za)**  
**[www.suzukibramley.co.za](http://www.suzukibramley.co.za)**